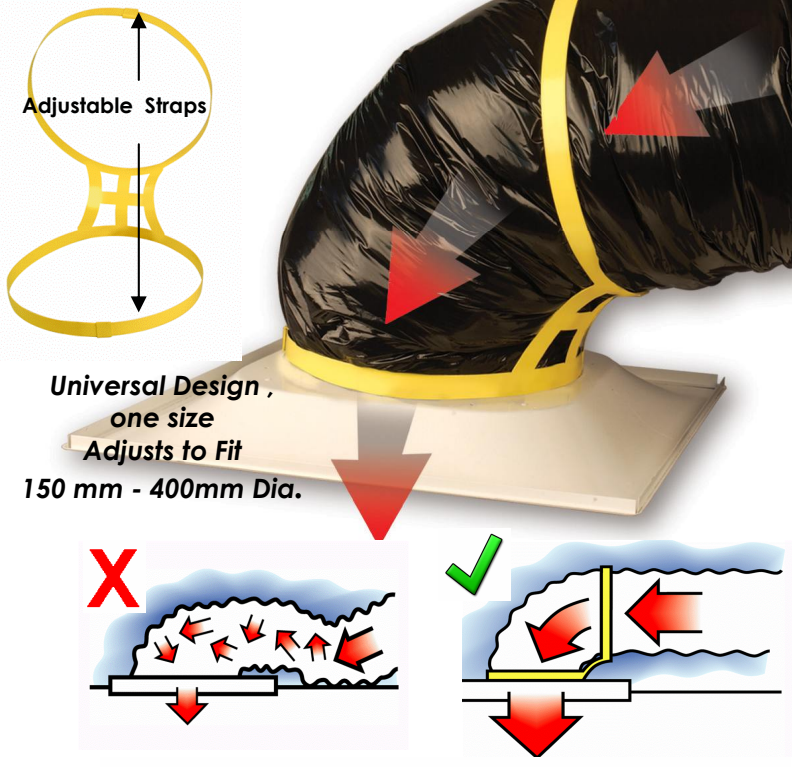
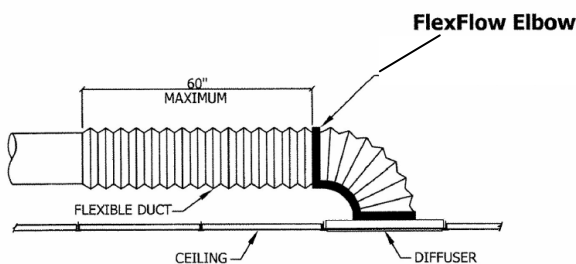


Galco are pleased to introduce another "Installation Innovation", now available in New Zealand, the FlexFlow Elbow is an innovative, yet simple and economic way to ensure design airflows through Flexi Duct

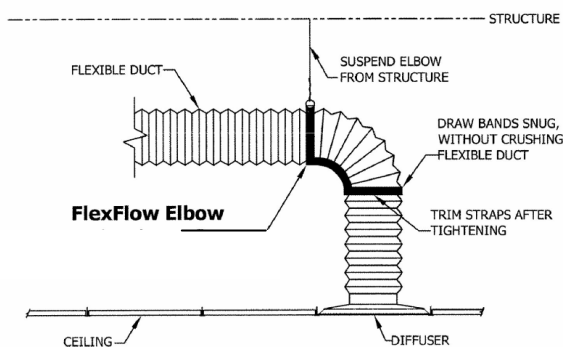
## FlexFlow Elbow



Universal Design,  
one size  
Adjusts to Fit  
150 mm - 400mm Dia.



NOTE: INSTALL FLEXIBLE DUCTWORK SUPPORTS AT ALL ROUND NECK OUTLETS/INLETS UNLESS OTHERWISE NOTED ON DRAWINGS.



NOTE: INSTALL FLEXIBLE DUCTWORK SUPPORTS AT ALL ROUND NECK OUTLETS/INLETS UNLESS OTHERWISE NOTED ON DRAWINGS.

**Tested and approved to UL 2043 ( Products Installed in Air handling Spaces)**

## Save Energy

### Increase Airflow - Decrease Costs

## Why use FlexFlow Elbow

- **FlexFlow Elbow** improves airflow by eliminating kinks and restrictions in residential and commercial flexible duct installations.
- Improved airflow saves energy by allowing unrestricted air delivery. Less "work" is required by air handling equipment to deliver conditioned air to occupied spaces.

**FlexFlow Elbow** is a brace-like device designed to mount over the outer jacket of any brand and any size of residential and commercial flexible duct, effectively and economically forming flexible duct into an efficient, leak-proof, 90° elbow.

Many design professionals and HVAC contractors (those unaware of FlexFlow Elbow) choose not to address the issue of restricted airflow and excessive energy consumption caused by kinked flexible duct installations (primarily due to the high costs associated with a remedy). Prior to the availability of FlexFlow Elbow, only one method was available and accepted: specify and install sheet metal elbows. Although the sheet metal elbow installation method may solve the problem of restricted airflow, it also has some glaring deficiencies.

- **Air Leakage** - sheet metal elbows, unless painstakingly sealed with mastic, leak substantial quantities of conditioned air at gore seams and device connection points causing excessive energy consumption.
- **Energy Loss** - sheet metal elbows must be completely encased with insulation to avoid energy loss.
- **Condensation** - sheet metal elbows must be fully wrapped with insulation to avoid condensation.
- **High Costs** - to provide multiple sheet metal elbow sizes, seal each elbow at gore seams and connection points with mastic, and to wrap each elbow with insulation is very cost prohibitive.
- **Safety** - razor sharp edges and oily coatings frequently cause worker hand cuts.